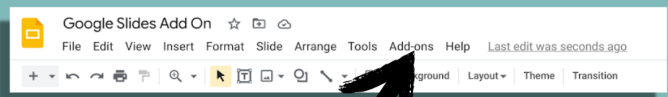


GETTING & USING THE PEAR DECK ADD-ON FOR GOOGLE SLIDES

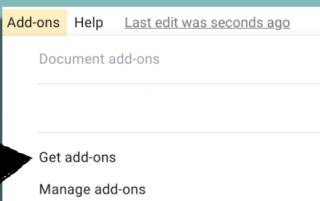


1

Step 1:
Click on "Add-ons" in your toolbar



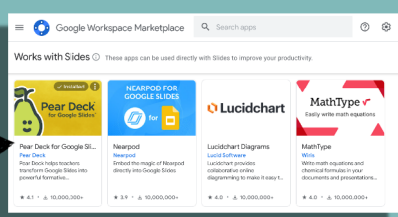
Step 2:
Choose "Get add-ons".



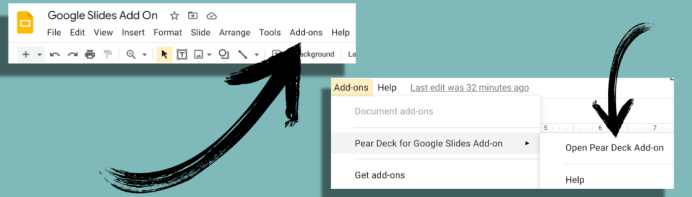
2

3

Step 3:
Choose or search for Pear Deck; click "Install".



Step 4:
Open your Google Slides presentation and click on Add-ons to
open the Pear Deck add-on.



4

5

Step 5:
Use the Pear Deck sidebar to add interactive slides to your basic
slide deck.

